

GF
GRANFORT



300 GTX

Feel the extraordinary connection with nature aboard the 300 GTX. Enjoy the comfort of its beautifully designed interior, or step outside and let the fresh breeze awaken your senses.

A close-up photograph of a boat's side panel, showing a grey mesh seat and a silver metal rail. The text '300 GTX' is printed in a blue, stylized font on the rail. Below the rail, the same text is visible on a lower surface, possibly a step or another part of the boat's structure. The background is slightly blurred, showing green foliage.

300 GTX

300 GTX







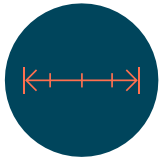


A speedboat is shown on the ocean, with a teal overlay across the entire image. The boat is positioned in the middle ground, facing right. The text is centered over the boat and the sky.

Bring your dream
boat to life with
custom features

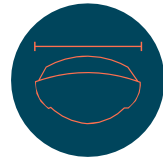


TECHNICAL INFORMATION



HULL LENGTH

29,86 ft



BEAM

9,19 ft



DRY WEIGHT

6,614 lbs



ENGINE POWER

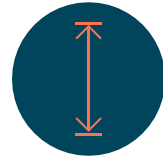
Min. 2x200 HP

Max. 2x300 HP



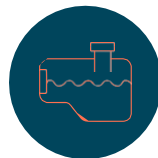
CAPACITY

12 day
4 overnight



CABIN

1,73 m



FUEL CAPACITY

2x 68.5 gal



WATER TANK

26 gal



CUSTOM OPTIONS



Bottom hull options



Deck flooring options





GRANFORDT









COMFORT THAT SURROUNDS THE SENSES

Discover the perfect blend of style and comfort with the 300 GTX. This elegant boat features a full cabin equipped with a convertible bed-to-table setup, maximizing space and utility. The spacious cockpit is designed for relaxation and socializing, ensuring a pleasant day on the water. With its efficient navigation and reliable performance, the 300 GTX makes every boating adventure enjoyable and effortless.

SPECS

**GRANFORT 300 GTX + TWIN MERCURY®
200HP DTS OUTBOARDS** — \$265,500

GPS Simrad® GO7 (7")
Sound System + 6 JBL® Marine Speakers + Amplifier
1 Hull Color
Fenders & Lines
USCG Boating Safety Kit

UPGRADES

Twin Mercury® 250HP V8 Outboards — **\$ 9,000**

Twin Mercury® 300HP V8 Outboards — **\$ 19,000**

Twin Mercury® VERADO 300HP + Joystick **\$ 39,500**



GLACIER
PLATE



GOURMET SPACE
(ELECTRIC)



TV CABLES (CABIN)



UNDER AQUATIC
LIGHT



UNDER SEATS
LIGHTING



UPPER CABINET
BWC

ESSENTIAL PACKAGE

\$ 19,900

ESSENTIAL PACKAGE



ABYC PACK



FLAPS (TRIM PLATES)



BIMINI TOP WITH EXTENSION



SIMRAD GO9 + 9" (2 SCREENS OF 9", ONE IS THE ENGINE)



ELECTRIC WINCH + 40 METERS OF CHAIN + 10 KG BRUCE ANCHOR + ANCHOR PROTECTOR



BOW LED LIGHTING SET



FUSION SOUND SYSTEM (6 SPEAKERS)



BATTERY CHARGER 60A (BIVOLT, ACCEPTS VOLTAGE FROM 90V TO 265V)



CHAMPAGNE SUPPORT



VHF RADIO



INDUCTION CHARGER



CO-CABIN SENSOR



HEADLIGHT



GRAY EVA CARPET



COMPLEMENT BEDS CABIN



REFRIGERATOR



BALCONY TAP



F DESIGN GF 288 – STD ABYC



LED LIGHTING OF ENTRY COVER



BEDROOM PLUS



FENDER HOLDER

LUXURY PACKAGE

\$ 36,416



AIR CONDITIONING 12,000 BTU

\$8,024



FISCHER PANDA 5KVA GENERATOR

\$26,747



MICROWAVE WITH FURNITURE WITHOUT INVERTER

\$1,122



INVERTER 1,800W (110V/50Hz)

\$2,934



RETRACTABLE STEERING BOX

\$589

OPTIONS



RUBBERIZED BOX DETAILS

\$95



CABIN BLINDS

\$544



BOILER (HOT WATER)

\$1,441



BOW TENT (BOW SHADOW)

\$1,700



TOTAL CLOSURE (BLACK)

\$2,442

STANDARD EQUIPMENT

ENGINE ROOM

- Blower with flange and ventilation ducts 150% of the ventilation standard
- Thermal/acoustic insulation on the engine cover
- Bilge pumps 1500 GPH, 150% of the standard
- Fire extinguisher with remote activation – same 265
- Load divider – 01
- Hydraulic hoses and connections
- Electrical harnesses and connectors
- 100-liter water tank with external filling – 01
- Single engine supported by fiberglass stringer
- Provision for generator installation
- Provision for fuel tank installation for generator
- Provision for air conditioning installation
- Engine room hatch opening forced by gas spring
- Provision for boiler installation
- Freshwater pump 1.9 GPM as per 305 – 01
- Bilge finishing
- Bilge platform for clean and organized visual
- Electrical panel bulkhead for clean and organized visual
- Invitation for Black Water Tank – 01
- Flood alarm as standard – 01
- Acqualock hydraulic system
- Engine filters

PILOT STATION

- New model double flip-up pilot seat
- Fire extinguisher holder (with two straps,

DECK

- Co-pilot L-shaped bench on the deck
- Storage box under the seats
- Cabin door in acrylic
- Air intake covers (2)
- Courtesy lights (7)
- 3D Sticker (Granfort 288 GTX)
- Trash bin (1)
- General switch (1)
- Center table Granfort 355 GTS
- Handrails distributed around the deck
- Seats with hinge movement
- Cup holder + Cell phone holder for the co-pilot
- 12V electrical system
- Box for buoys and life jackets
- Deck sound console (2) - (in fiberglass, Black Piano)
- Stern seat/backrest with provision for gourmet space
- 8" cleats – 04 (2 at the bow and 2 at the stern)
- Universal shore power socket on the deck ABYC/CE
- Engine room access hatch with lock and gas spring
- Drainage (distributed at the bow, in the access corridor to the bow, and near the panel)
- Horn

HARD TOP

- Front windshield with black aluminum frame – 01
- Side windows with black aluminum frame
- Black fiberglass targa top

- Cutout in the targa top to avoid head bumps, black fiberglass Setup for stern canopy – 01
- Setup for full enclosure
- Anchor light – 01
- Lights on the targa – 05
- Internal handrails on the arch – 02

STERN

- Storage boxes under the stern seat (1) and under the generator (1)
- Stern hatch in stainless steel – 01
- Fuel filler for the engine – 01
- Water filler – 01
- Fuel filler for the generator – 01
- Waste tank suction port – 01
- Stern ladder with lid and handles – 01
- Stern cold shower – 01
- Movable stern platform with safety operation via panel button and redundant safety operation by sensor
- Courtesy lights – 03
- Sink with cold faucet
- Charcoal grill, interchangeable with electric grill
- Cutting board over compartments
- Access to engine cover box through the front hatch of the generator
- Central handrail
- Chromed Arieltek cup holders with neon – 04
- EVA finish on the generator cover, gray with black background
- Stern table over the engines

STANDARD EQUIPMENT

CABIN

- Bed
- Fiberglass side finishing wall – no frame for bow windows
- Bow bulkhead: Headboard with “F” and indirect lighting
- Neon ceiling lighting
- Indirect lighting for bow bed – LED profile on headboard
- Upholstered headboard and side backrests
- Fiberglass cabin table with compartment and tray

TOILET

- Enclosed bathroom with door and lock
- Countertop with faucet/shower
- Fiberglass sink with soap holder and neon lighting
- Lower cabinet with trash bin and toilet paper holder on the door
- Handrail above the lower cabinet
- Finish above the sink
- Electric flush toilet
- Spot lighting (2x)
- Bathroom ventilation via blower (activates with the bathroom light switch)
- Storage compartment behind the toilet
- Indirect neon lighting under the sink counter
- Shower drainage
- Floor finish – synthetic teak
- Mirror above the sink

MIDSHIP

- Double mattress – 01
- Setup for air conditioning installation
- Amber neon lighting
- Headboard with niche and indirect lighting
- Maintenance hatch for the bilge

KITCHEN

- Kitchen cabinet with black doors
- Electrical panel, AC controller, and generator controller installed in the kitchen cabinet
- USB Scanstrut - (1)
- 110V outlet – (1) depends on the generator or shore power to function
- Access ladder to the deck with 2 steps
- Courtesy light on the fiberglass step – 01
- Handrail for deck access – 01
- Ventilation window for the deck in the hallway to the bow
- Spotlight over the microwave – 01
- Switches on the left, at the cabin access steps: - 0301 for direct lighting (LED/SPOTS)01 for indirect lighting01 for bathroom (activates the bathroom exhaust system)
- Circuit breaker panel, air conditioning controller, and generator controller in the kitchen cabinet
- Floor finish – Italian carpet
- Hinged cover for access to toilet valves

BOW

- Bow pulpit in stainless steel with step
- Recessed bow sunpad with mold-resistant upholstery
- Fiberglass cup holders – 02
- Acrylic door for passage to the bow
- Windshield hatch for passage to the bow
- Window in the hallway ref T5
- Access cover for life jackets
- Anchor locker with cover and space for the rope
- Roller – 01
- Handrails – 02
- Setup for neon lighting under the sunpad
- Sound console V9 – 01
- Stainless steel bow plate with neon, port and starboard
- Courtesy lights – 03
- Drainage
- Provision for additional bow lighting – 02
- EVA finish, gray with black background, on the bow backrest headboard – 02
- EVA finish, gray with black background, on the bow sound console



CABIN

Functional comfort at its best

Experience an interior designed for ultimate coziness, including a convertible bed-table, midship bed, toilet, and supporting furniture with a microwave.

COCKPIT

Open and inviting

An environment planned for full interaction, featuring side chaise, removable center table, and a cockpit bar equipped with a cooler, fridge, and sink, ensuring your day on board is exceptionally memorable.

BOW

Versatile navigation

Feel the wind on your face on board the 300 GTX with its accessible lowered bow. This section features a sound console, ample handrails, and a passage designed with exemplary safety in mind.



DESIGN

Bold and captivating

Featuring fluid lines and a distinctive design, this boat is ideal for those seeking to sail with style and elegance. Enhanced with unique details such as LED lighting throughout, it offers an unparalleled boating experience.

STERN

The height of your experience

Immerse yourself in nature on a spacious platform, featuring speakers and a gourmet area complete with a grill, table, sink, and cup holders. It's all set for your enjoyment.

HIGHLIGHTS

Navigate efficiently and with optimal performance

- Safe and easy passage to the bow
- Ergonomic cockpit area
- Smooth sailing with performance and power: high-performance engines for thrilling adventures
- Cabin for up to 4 people for overnight stays
- Full gourmet area
- Sporty design that combines elegance with functionality

OUR FACILITIES




GRANFORT





WHY PARTNER WITH US

SOLID NETWORK

To be part of a dealership network already present in 10 countries.

PORSCHE CONSULTING

To work with a company advised by Porsche Consulting, which means excellence in every scale of our processes.

CERTIFICATIONS

To sell boats certified by both ABYC and CE, designed to meet rigorous standards and deliver the perfect combination of quality and reliability.

GET ON BOARD. GO BEYOND.





GRANFORT

granfortboats.us

